



## RESEARCH ARTICLE

## Profile of Users of the Largest Public Health System in the World

Gabriela Torino dos Reis<sup>1</sup>, Giovanna Akemi Yoshioka<sup>1</sup>, Luiza Malosti Matias<sup>1</sup>, Cristiana Maria de Araújo Soares Gomes<sup>2</sup> and Natália Abou Hala Nunes<sup>3\*</sup> 

<sup>1</sup>Graduating in Medicine, University of Taubaté, Taubaté-SP, Brazil

<sup>2</sup>PhD Student in the Health Sciences Program, University of Taubaté, Taubaté-SP, Brazil

<sup>3</sup>Professor and Coordinator of the Public Health Internship, University of Taubaté, Taubaté-SP, Brazil

\*Corresponding author: Natália Abou Hala Nunes, Professor and Coordinator of the Public Health Internship, University of Taubaté, Taubaté-SP, Rua Guido Bueno, 392, Brazil, Tel: (12)-98114-9532



### Abstract

Brazil is the only country in the world with over 100 million inhabitants that has a public, universal, and free system for the entire population. It is estimated that those who have health insurance and/or better financial conditions do not use the SUS (Unified Health System), but everyone uses it, whether directly or indirectly, when acquiring medications from popular pharmacies, using vaccines, or when food is monitored through health surveillance systems. Thus, this study aimed to understand the sociodemographic profile of users of the Unified Health System (SUS). An integrative review was conducted in the Latin American and Caribbean Health Sciences Information database (BIREME), as well as in the Scientific Electronic Library Online (SciELO), through the US National Library of Medicine (PubMed) and Web of Science, using the descriptors "Unified Health System," "Health Profile," "Health," and "Health Services." The keywords used were "Sociodemographic" and "User." Among the 38 studies analyzed, a considerable social participation of a total of 4,126,846 participants with different characteristics, such as gender and age, is noted. The review showed that the most regular users in the public sector are female, using hospital services, and aged between 20 and 59 years, and the most common research on user profiles was conducted in the years 2019 and 2021.

have a healthcare system that offers comprehensive care to all citizens. These developing nations have adopted insurance-based systems as an alternative to expand coverage, rather than creating a universal system [1].

The Unified Health System (SUS) was established in Brazil in 1988 through the Federal Constitution to transform the prevailing healthcare model and establish organizational principles of regionalization, decentralization, and popular participation, mandated as the state's responsibility. Prior to this, during the period of Military Dictatorship, healthcare was a right for those who engaged in remunerated activities and their dependents, contributing to the social security system. Since then, the assurance of healthcare based on principles of universality, equity, and comprehensiveness has been guaranteed, and it currently encompasses one of the largest and most complex public healthcare systems globally [2].

It is estimated that those with health insurance and/or better financial conditions do not use SUS, yet in reality, everyone makes use of it, either directly or indirectly. This includes not only basic healthcare and hospital services but also acquiring medication from pharmacies, getting vaccinated, purchasing items from supermarkets or bakeries, and even dining at restaurants. While 34.3% of Brazilians claim to have

### Introduction

Brazil is the only country in the world with over 100 million inhabitants that has a public, universal, and free healthcare system for the entire population. Unlike other countries with a similar population, none of them



**Citation:** Reis GT, Yoshioka GA, Matias LM, Gomes CMAS, Nunes NAH (2023) Profile of Users of the Largest Public Health System in the World. Int Arch Nurs Health Care 9:190. doi.org/10.23937/2469-5823/1510190

**Accepted:** November 01, 2023; **Published:** November 03, 2023

**Copyright:** © 2023 Reis GT, et al. This is an open-access article distributed under the terms of the Creative Commons Attribution License, which permits unrestricted use, distribution, and reproduction in any medium, provided the original author and source are credited.

never used the system, this is unlikely, indicating that a significant portion of the population still lacks awareness of its full scope. In this case, we can assert that 100% of Brazilians use, have used, or will use SUS [3].

For instance, in China, the public healthcare system is not free. There are public and private health insurance options, with public insurance funded jointly by employees, employers, and the government. Depending on whether the region is urban or rural and more or less developed, the percentage of government subsidies varies, showing notable improvements and investments over time [4].

In contrast, in the United States, there is no universal healthcare system, and individuals are required to pay for medical care and medication. In hospitals, patients without health insurance may not receive treatment. While the government subsidizes insurance plans for specific groups such as the elderly or low-income individuals, even for them, medical care and medications are not free. Between 2013 and 2016, 66.5% of bankruptcy filings in the US were linked to healthcare-related debts [5].

Information from the second volume of the 2019 National Health Survey (PNS), conducted in partnership with the Ministry of Health, provides data on malnutrition, overweight, obesity, as well as information about Primary Healthcare and visits by healthcare agents among the population over 18-years-old. In that year, 17.3 million (10.7%) people sought some form of Primary Healthcare service in the six months preceding the interview. Among them, 69.9% were women; 53.8% were unemployed, and 64.7% had a per capita household income lower than one minimum wage. The study examined characteristics such as gender, age groups, ethnicity, and marital status of users of these services in the six months prior to the interview. It revealed that 69.9% were women; 60.9% were black or mixed-race; 65.0% were married, and 35.8% were aged between 40 and 59. The survey also demonstrated that 64.7% of Primary Healthcare users had a per capita income lower than one minimum wage, showcasing that the Unified Health System provides assistance regardless of family financial conditions [6].

Analyzing the state of the art regarding user profiles within the healthcare system, particularly in primary, secondary, and tertiary care, studies were found that focused on specific municipalities or diseases, correlating with the specific demographic served. A review on this proposed topic is necessary to comprehend the target population of the system and subsequently contribute to the development of tailored strategies for the population.

## Aim

The aim of this study was to understand the

sociodemographic profile of users of the Unified Health System (SUS).

## Method

The study is an integrative literature review, based on the steps proposed by Whitemore and Knafl, guided by the question: "What is the sociodemographic profile of users of the Unified Health System (SUS)?" Searches were conducted in the Latin American and Caribbean Health Sciences Information Database (BIREME), as well as in the Scientific Electronic Library (SciELO), via the US National Library of Medicine (PUBMED), and Web of Science. Standardized descriptors from the Health Sciences Descriptors (DECS) and the Boolean operator AND were used, resulting in the combination: "Sistema Único de Saúde"/"Unified Health System" AND "Perfil de Saúde"/"Health Profile" AND "Saúde"/"Health" AND "Serviços de Saúde"/"Health Service". The keywords used as search strategy were "Sociodemográfico" and "Usuário" (Sociodemographic and User).

The inclusion criteria adopted were full-text original articles published from 2018 to August 2023 in Portuguese and English languages. The exclusion criteria were duplicated articles across multiple databases and review articles.

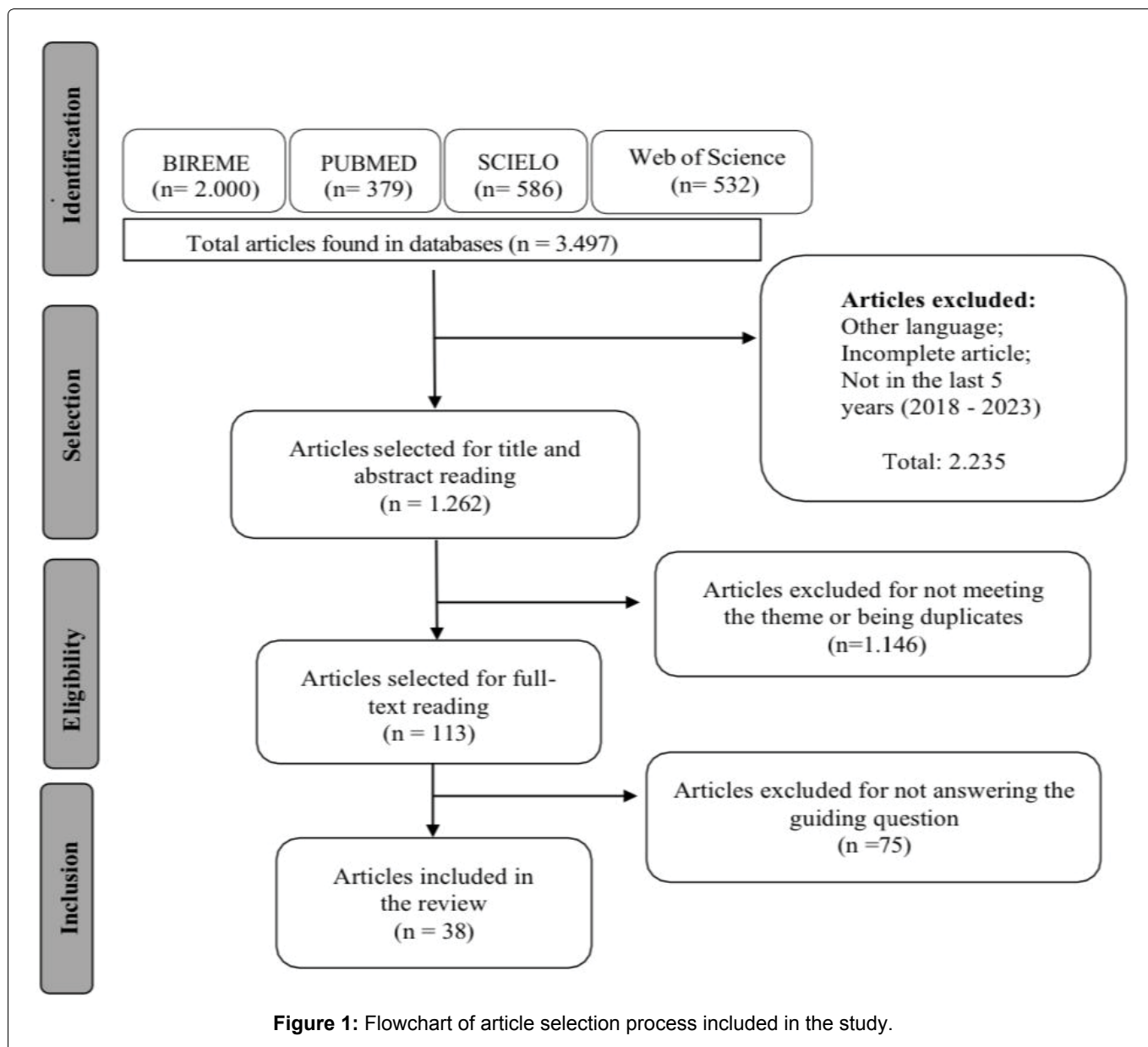
The Rayyan software was used for data collection and selection management. The titles and abstracts were analyzed by three independent reviewers to evaluate studies based on inclusion and exclusion criteria, and the reasons for exclusion were documented in the review. Articles not meeting the thematic criteria or duplicates were excluded based on their title and abstract. Interpretive disagreements among the three reviewers during the information collection process were resolved through discussion with a fourth researcher.

After selection, each article was read in full, and a data collection and evaluation instrument developed by the researchers was applied. The instrument included items such as author, year of publication, research types, number of participants, specialty, reference center, age, and gender.

## Results

The search for articles that met the research criteria is described in [Figure 1](#). The overview of studies separated by year is presented in [Figure 2](#) and [Table 1](#).

After a thorough reading of the selected articles and the compilation of the table, it was possible to present the objective results through graphs for better illustration. [Table 2](#) displays the proportion of articles from each database. [Figure 3](#) illustrates the gender distribution in primary care and hospital services by year. [Figure 4](#) depicts the distribution of research related to each reference center. [Table 3](#) provides a description of research by age range of participants.



## Discussion

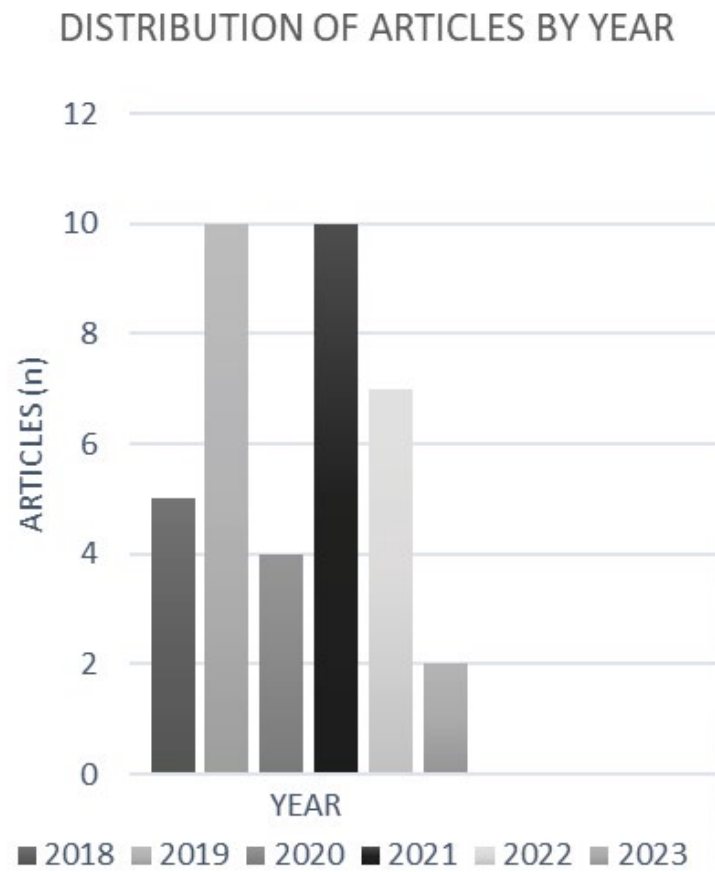
Among the 38 studies analyzed, there is a considerable social participation of a total of 4,126,846 participants, with different characteristics such as gender and age. The review showed that the most frequent users in the public sector are females, in hospital services, aged between 20 and 59 years. The most conducted research on user profiles was carried out in the years 2019 and 2021.

The most important source of scientific research in Brazil, the Portal of Scientific Journals, national and international, maintained by the Coordination for the Improvement of Higher Education Personnel (CAPES), recorded its highest number of accesses in 2020 since its creation 20 years ago. This achievement resulted in an increase in publications in the following year. According to the research related to this article, the years 2019 and 2021 stood out in terms of publication numbers compared to the last 5 years, as shown in Figure 2 [41].

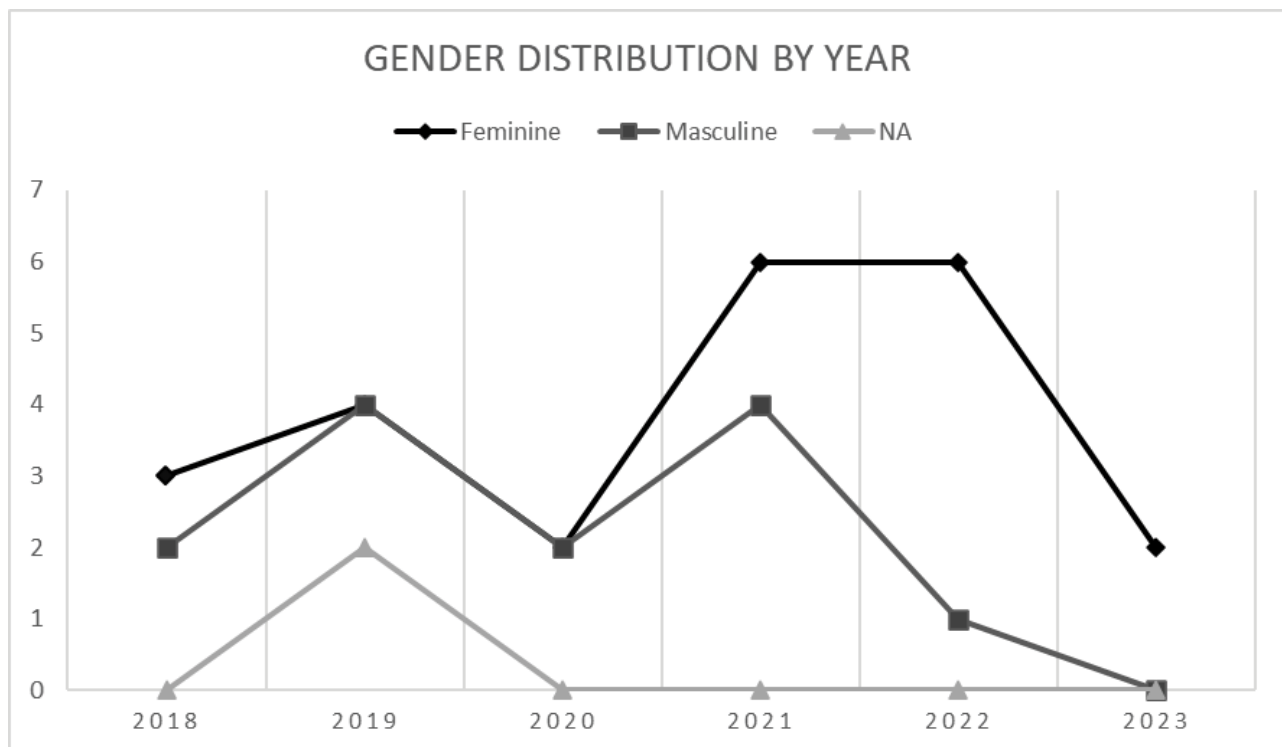
In Figure 3, we can observe the quantification of female, male, and Not Applicable (NA) participation in publications from 2018 to August 2023. The greater participation of females compared to males in the reference services of the Unified Health System (SUS) in the researched articles is noticeable. However, this representation was not always the case, but with the continuous efforts of feminist movements, the Comprehensive Women's Health Care Policy (PAISM) was created in 1983, establishing the perspective of gender equality in the country's healthcare, becoming a fundamental reference for women's health advocacy to this day [42].

According to the National Health Survey (PNS) of 2019, among the respondents, the proportion of women who consulted a doctor was on average 82.3%, which is higher than that of men who had a percentage of 69.4%, confirming the assertion that women take more care of their health compared to men [6].

The present study found that users benefit from



**Figure 2:** Distribution of articles by year (n = 38).



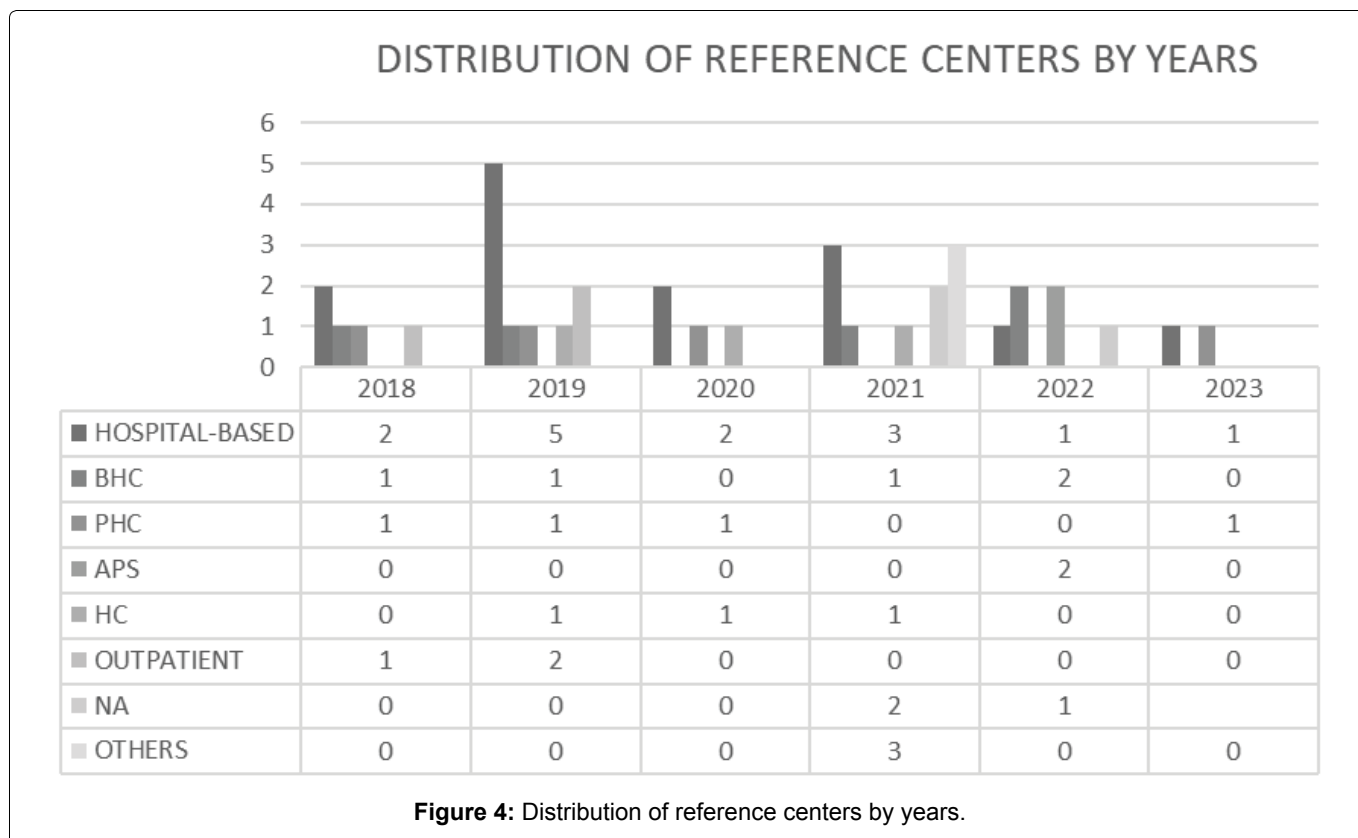
**Figure 3:** Gender distribution by year.

**Table 1:** Distribution of Studies (n = 38).

Author	Publication Year	Research Type	No. of Participants	Specialty	Reference Center	Age (Years)	Gender
Braga, et al. [7]	2023	Retrospective, detailed, and descriptive study	160,219	Head and neck surgery	Hospital-based	NA	Female
das Neves, et al. [8]	2023	Cross-sectional Study	80	Family Medicine	Family Health Strategy (FHS)	> 60	Female
Altoe, et al. [9]	2022	Cross-sectional Study	8,390	Family Medicine	Primary Health Care (PHC)	NA	Female
Caliari, et al. [10]	2022	Cross-sectional and Analytical Study	114,618	NA	NA	15-29	Female
da Silva, et al. [11]	2022	Quantitative Cross-sectional Study	293	Gynecology	Hospital-based	40-49	Female
Harter, et al. [12]	2022	Cross-sectional Study	984	Family Medicine	Primary Health Care (PHC)	NA	Female
de Souza, et al. [13]	2022	Descriptive Cross-sectional Study	2,405,248	Gynecology and Obstetrics	Primary Health Care (PHC)	8-19	Female
Canabarro, et al. [14]	2022	Field Trial	452,605	Internal Medicine	Basic Health Unit (BHC)	NA	Female
Thomazi, et al. [15]	2022	Descriptive Cross-sectional Study	565	Family Medicine	Basic Health Unit (BHC)	NA	Male
Fortes, et al. [16]	2021	Epidemiological Study	179	Plastic Surgery	Hospital-based	35	Female
da Veiga, AM, et al	2021	Cross-sectional and Descriptive Study	1,471	Pneumology	NA	> 60	Male
Carolina, et al. [17]	2021	Cross-sectional Study	7,072	Dentistry	Specialized Dental Centers (SDC)	15-34	Female
da silva Machado, et al. [18]	2021	Time Series Study	825	Oncology	Hospital-based	0-9	Female
dos Reis, et al. [19]	2021	Quantitative, Descriptive, Cross-sectional Study	856	Geriatrics/ Family Medicine	Home Care (HC)	> 60	Male
Satto, et al. [20]	2021	Cross-sectional Study	6,878	Ophthalmology	Mobile unity (MU)	44	Female
Silva, et al. [21]	2021	Descriptive Study	127,536	Pneumology	NA	35-44	Male
da Silva, et al. [22]	2021	Longitudinal and Retrospective Descriptive Study	187	Geriatrics/ Physiotherapy	Research Laboratory	68	Female
Barros, et al. [23]	2021	Descriptive and Observational Study	3,172	Infectious Diseases/ Dermatology	Hospital-based	50-59	Male
Sousa, FDA, et al.	2021	Descriptive Study	60	Endocrinology	Basic Health Unit (BHC)	57	Female

de Andrade, et al. [24]	2020	Cross-sectional Study	89,405	Intensive Care Medicine	Hospital-based	58.9	Male
Johann, Derdried Athanasio, et al.	2020	Cross-sectional and Retrospective Study	1,436	Family Medicine	Home Care (HC)	> 71	Female
Pereira, et al. [25]	2020	Descriptive Cross-sectional Study	104	Family Medicine	Family Health Strategy (FHS)	50-59	Male
Simone S, et al. [26]	2020	Descriptive Cross-sectional Study	502	Oncology	Hospital-based	20-39	Female
Cabral, et al. [27]	2019	Cross-sectional Study	715	Oncology	Hospital-based	NA	Female
da Costa, et al. [28]	2019	Descriptive Study	240	Gastroenterology	Outpatient	53	Female
de Mendonca, et al. [29]	2019	Cross-sectional Study	1,915	Intensive Care Medicine	Hospital-based	1-4	Male
Angélica, et al. [30]	2019	Cross-sectional Study	400	Family Medicine	Family Health Strategy (FHS)	20-59	NA
de Oliveira Jeronymo Neves, et al. [31]	2019	Documentary and Quantitative Study	46	Family Medicine	Home Care (HC)	> 60	Female
Sales, et al. [32]	2019	Retrospective Cross-sectional Study	309	Otorhinolaryngology and Speech Therapy	Outpatient	11,7	Male
de Almeida, et al. [33]	2019	Descriptive and Quantitative Study	100,672	Gynecology and Obstetrics	Hospital-based	RN	Male
de Souza, et al. [34]	2019	Descriptive Study	78,967	Infectious Diseases/ Orthopedics	Hospital-based	> 60	Male
de Souza, et al. [35]	2019	Descriptive Study	42,204	Gynecology and Obstetrics/ Neurology	Hospital-based	10-49	Female
Wanderley, et al. [36]	2019	Cross-sectional Study	8,819	Family Medicine/ General Practice	Basic Health Unit (BHC)	Variável	NA
de Medeiros, et al. [37]	2018	Cross-sectional Study	33,079	Ophthalmology	Hospital-based	60-69	Male
Wanderley, et al. [38]	2018	Cross-sectional Study	8,897	Dentistry	Family Health Strategy (FHS)	NA	Female
Monteiro, et al. [39]	2018	Cross-sectional Study	150	Otorhinolaryngology	Outpatient	72.7	Female
Dias Meirelles Moreira, et al. [40]	2018	Retrospective Epidemiological Study	467,681	Cardiology	Hospital-based	> 60	Male
Sousa, Gilmar Oliveira de, et al.	2018	Retrospective Epidemiological Study	67	Family Medicine	Basic Health Unit (BHC)	60-69	Female

NA = Not Applicable.



**Table 2:** Distribution of articles initially gathered and after analysis based on inclusion and exclusion criteria in the databases (period between 2018 and 2023).

	Initial search		Final search	
	Frequency (n)	Percentage (%)	n	Frequency (%)
Web of science	263	20.8	09	23.7
Pubmed	173	13.7	02	5.3
ScieLO	235	18.6	05	13.1
Bireme	591	46.8	22	57.9
<b>TOTAL</b>	<b>1.262</b>	<b>100</b>	<b>38</b>	<b>100</b>

**Table 3:** Distribution by age group.

	Number of articles by age group	Frequency (%)
<b>0-19</b>	5	13.2
<b>20-59</b>	14	36.9
<b>&gt; 60</b>	11	28.9
<b>NA</b>	8	21.0
<b>TOTAL</b>	<b>38</b>	<b>100</b>

various reference centers, including hospital-based, Basic Health Units (UBS), Family Health Strategy (ESF), Primary Health Care (APS), Home Care (AD), and outpatient services, among others. However, the distribution is not balanced, with hospital-based care being the most common. This imbalance might be influenced by cultural factors, as Brazil has historically been curative-oriented, leading to overcrowding of tertiary healthcare facilities instead of primary care centers. This tendency towards curative medicine over preventive medicine reflects the current scenario where hospitals receive

more patients than primary healthcare centers, which is also influenced by economic considerations as hospital services tend to be more expensive and complex than basic care services [43].

The prevalence of hospital-based care over other reference centers during the analyzed period may also be influenced by the COVID-19 pandemic. Many outpatient appointments, home care services, and other strategies were suspended or reorganized for a certain period to control the virus spread. Therefore, during this period, hospital-based studies tended to be more prominent and abundant since hospitals were among the few healthcare facilities that remained operational during the pandemic [44].

In addition to hospital-based care, other reference centers such as Basic Health Units (UBS), Family Health Strategy (ESF), and Home Care should also be highlighted. This emphasizes the importance of a generalist approach and explains the dominance of Family Medicine as a specialty in the studied articles during the period from 2018 to August 2023. This specialty constitutes one

of the main pillars of Primary Health Care, which is essential for the optimal functioning of the SUS [45].

During the analyzed period in this study, articles with clinical and surgical approaches from various specialties were selected, indicating that adults aged 20 to 59 are the most frequent users of the Unified Health System (SUS). Conversely, there is also a significant presence of elderly individuals aged over 60 in healthcare services. In 2018, according to the Longitudinal Study of Brazilian Elderly Health (Elsi-Brasil), 75.3% of the elderly relied exclusively on services provided by SUS. Thus, the population is aging, resulting in an inversion of the age pyramid, and increasing the need for elderly care [46].

The profile identified from the analysis of the articles studied for this integrative review, published within the last 5 years, particularly in 2019 and 2021, predominantly consists of female users. Hospital services were the preferred choice, particularly for individuals aged between 20 and 59 years. This profile aligns with data collected by the Brazilian Institute of Geography and Statistics (IBGE) in the National Health Survey (PNS), reinforcing the credibility of this study.

Despite the increasing number of users in the system, the SUS operates in a regionalized manner due to the vast territorial extent of the country, which results in varying demands. Therefore, the found research is more regionally focused, which could pose a limitation to the study, but it also contributes to national data. Additionally, there are limitations in the collected data due to the analysis period ending in August 2023, excluding the remaining four months of potential new publications.

## Conclusion

The research showed that the most frequent users in the public sector are females, using hospital services between the ages of 20 and 59 years. The most conducted research on user profiles was carried out in the years 2019 and 2021. The SUS covers a wide range of health areas and different profiles of citizens, from various regions and vulnerabilities, thus reaching the entire Brazilian population and immigrants. Specifically, in primary and specialized care, there is a predominant group that benefits from this public service, although a significant portion of individuals still opt for private health services despite the availability of free care.

Understanding the sociodemographic profile of the most frequent users enables the targeted implementation of campaigns and interventions tailored to the target population's needs. Research in this area is crucial to improve the direction and consequently the quality of interventions in Brazil's public health. Due to the country's vast size, regional research is necessary to address different demands in different localities.

## Sources of Support

None.

## Authors' Contribution

Gabriela Torino dos Reis, Giovanna Akemi Yoshioca, Luiza Malosti Matias participated in the conception, writing, data collection; Cristiana Maria de Araújo Soares Gomes participated in the review and preparation of the article; Natália Abou Hala Nunes participated in the conception, writing, data collection, methodology, review.

## References

- UNASUS (2021) The largest public health system in the world, SUS turns 31.
- de Carvalho M, dos Santos NR, de Sousa Campos GW (2013) The construction of the SUS and the planning of the health workforce in Brazil: Brief historical trajectory 37.
- De Labor A, Dominguez B, Machado K (2011) System is part of the daily lives of all Brazilians, but is not recognized in its various dimensions ACCESS AND USE.
- Fang H (2020) China. The Commonwealth Fund.
- Cohen RA, Martinez ME, Zammiti EP (2018) Health insurance coverage: Early release of estimates from the national health interview survey, January-March 2018. National Center for Health Statistics.
- (2020) PNS 2019: Those who use the SUS most positively evaluated the quality of primary health care services. IBGE.
- Braga JP, de Barros Bentes LG, Lemos RS, Almeida NRC, Fernandes MRN, et al. (2023) Profile of thyroidectomies in Brazil from 2010 to 2020 from a macro-regional perspective. *Arch Endocrinol Metab* 67: 372-377.
- das Neves TT, de Queiroz AAR, de Carvalho EA, de Assis-Silva CJ, Elias TMN, et al. (2023) Clinical and sociodemographic profile of users with chronic diseases in primary health care. *Global Nursing* 22.
- Altoe BC, Gonçalves RE, Silveira SK (2022) Use of primary care services in a city of espírito santo according to sociodemographic profile and health conditions. *Rev APS* 25: 172-189.
- Caliari RV, Ricardi LM (2021) Health demands of young Brazilians: Profile and manifestations of the population aged 15 to 29 to the SUS general ombudsman's office (2014-2018). *Saúde debate* 46: 44-59.
- da Silva CM, da Silva SCW, de MCF, Lopes AMC, da CRSL, et al. (2022) Profile of breast cancer cases among affected in acre period from 2015 to 2019 - A cross-sectional study. *UNIPAR Health Sciences Arch* 26: 212-225.
- Härter J, Trindade LR, da Silva Ziani J, de Lima Herrera A, Rezer JFP, et al. (2022) Skin color and health care in the pandemic: Population survey with women in BAGÉ-RS. *Research Journal Care is Fundamental Online* 14.
- de Souza MTA, Tadeu GA, Antunes GLF, da Penha HD, Gilciane M, et al. (2022) Pregnancy in adolescence: Sociodemographic profile of pregnant adolescents in the period from 2015 to 2019. *Rev Infirm UFSM* 12: 48.
- Canabarro PT, Casagrande GR, de Oliveira MF, Rabelo QM, Damasio MC, et al. (2022) Profile of users and services of basic health units in the municipality of criciúma (SC). *Rev Bahia Public Health* 46: 9-23.
- Thomazi GL, Avila S, Teixeira LB (2022) Primary health care outpatient clinic in porto alegre: public inclusion policy and guarantee of health rights for trans people. *Salud Soc* 38.



16. Fortes AFC, Paulo G, Rassi FP, Wilson V, De Almeida VT (2021) Epidemiological profile of patients undergoing rhinoplasty in a hospital rehabilitation center. *Virtual Health Library* 36: 34-39.
17. Carolina GA, Bittencourt GAT, Leão GMC, Menyrval ZW, Armando J, et al. (2021) Profile of unified national health system' users, requiring specialized dental treatment, in Curitiba, Paraná. *Rev APS* 23: 142-155.
18. da Silva Machado A, da Silva Machado A, Guilhem DB (2021) Profile of hospitalizations for neoplasms in the unified health system: Time series study. *Public Health Magazine* 55.
19. dos Reis GFM, Geraldés SZAS, de Carvalho JM, Silveira MAA, de Carvalho JP, et al. (2021) Cost analysis of a public home care service and the profile of patients assisted. *Care Science Health* 20: e5895.
20. Satto LH, de Souza Meneghim RLF, Hirai FE, Padovani CR, Schellini SA (2021) Impact of a mobile unit on access to eye care in São Paulo, Brazil. *Arq Bras Oftalmol* 84: 51-57.
21. Silva TO, de Souza Vianna PJ, Almeida MVG, dos Santos SD, Nery JS (2021) Homeless population in Brazil: Descriptive study on the sociodemographic profile and tuberculosis morbidity, 2014-2019. *Epidemiol Serv Health* 30.
22. da Silva VCR, Renato GM, Medeiros RFT, Pereira AKF, de Lucena TLC, et al. (2021) Profile of elderly people receiving physiotherapy at a federal university between 2009-2019: Retrospective study. *Health and Research* 14: e8806.
23. Barros SJ, de Oliveira SM, Brito MRE, Cardoso RK, Ciribelli YL, et al. (2021) Hospitalization for leprosy and its sequelae: A descriptive study. *Rev Bras Promotion Health* 34.
24. de Andrade CLT, de Aguiar Pereira CC, Martins M, Lima SML, Portela MC (2020) COVID-19 hospitalizations in Brazil's unified health system (SUS). Nunes BP, editor. *PLoS One* 15: e0243126.
25. Pereira PI, da Silva Lopes BA, Pupin RC, da Silva CD, Flávio B, et al. (2020) User satisfaction with primary health care services: Men's perception. *Care Science Health* 19: e46760.
26. Simone S, Rafael BA, Claudriana L (2020) Profile of young adults with cancer at a university hospital in Santa Catarina, Brazil. *Health World* 44: 550-564.
27. Cabral ALLV, Giatti L, Casale C, Cherchiglia ML (2019) Social vulnerability and breast cancer: Differences in the interval between diagnosis and treatment in women with different sociodemographic profiles. *Collected Health Science* 24.
28. da Costa MA, Carvente CT, dos Santos VN, Ferraz MLCG, de Toledo CF (2019) Socioeconomic profile and degree of satisfaction of patients attending gastroenterology outpatient clinics of a university institution. *Rev Esc Enferm USP* 53.
29. de Mendonça JG, Guimarães MJB, de Mendonça VG, Portugal JL, de Mendonça CG (2019) Profile of admissions to pediatric intensive care units of the unified health system in the state of Pernambuco, Brazil. *Collected Health Science* 24.
30. Angélica D, de Fatima CC, Roseli WE (2019) Health profile of users of the basic care network based on the e-Sus individual registry. *Rev Pesqui* 11: 1266-1271.
31. de Oliveira Jeronymo Neves AC, Seixas CT, Andrade AM, de Castro EAB (2019) Home care: Service profile linked to a teaching hospital. *Physis* 29.
32. Sales CB, de Souza Almeida EM, Silva GK, Alves LM (2019) Profile of users of the frequency modulated system of a hearing health care service. *Audiol Commun Res* 24.
33. de Almeida SJ, Tobias CG, de Moraes AAM (2019) Born alive in 2015: A reflection of primary care. *Rev Infirm UFPE Online* 13: 624-631.
34. de Souza CS, Barbosa BLL, de Paiva JVF, Fraga PP, Tiel YC, et al. (2019) Profile of patients in reproductive age treated by epilepsy. *Rev Soc Bras Clin Average* 17: 76-80.
35. de Souza CS, Barbosa BLL, Catunda AM, Freiseleben CC, de Aragão IPB, et al. (2019) Analysis of the profile of osteomyelitis care in patients over 60 years of age in Brazilian regions. *Rev Soc Bras Clin Average* 17: 71-75.
36. Wanderley VP, Raimundo RD, Martins LC, Carvalho DP, Guimarães MT, et al. (2019) Use of health services by the population living in contaminated areas in the region of the Santos and São Vicente estuarine system, Brazil. *Ethn Health* 26: 1261-1274.
37. de Medeiros AJN, de Araújo OJ, de Araújo MG, da Silva SRP, da Silva RAR, et al. (2018) Characterization of hospitalizations for glaucoma. *Rev Infirm UFPE Online* 12: 2120-2128.
38. Wanderley CY, Rodrigues CAM, Nascimento PWW (2018) Satisfaction, resolution and social participation of users of centers for dental specialties in Brazil: A PMAQ-CEO analysis. *Pesqui Bras Odontopediatria Clin Integ* 18: 3774.
39. Monteiro MA, Maria MST (2018) Socio-demographic profile of elderly people with hearing loss in the city of Belém-PA. *Disturbance Common* 30: 561-569.
40. Dias Meirelles Moreira MA, Dias Meirelles da Cunha ML, de Assis Cavalcanti Neto F, Souto JG, Medeiros IJA (2018) Profile of patients treated for acute myocardial infarction. *Rev Soc Bras Clin Med* 16.
41. (2020) Periodicals portal has record number of hits. CAPES.
42. Madsen N (2020) Beijing +20: Women's health.
43. de Brito GEG, da Cruz Gouveia Mendes A, dos Santos Neto PM (2018) Work in the family health strategy and the persistence of healing practices. *Work Education Health* 16.
44. Daumas RP, e Silva GA, Tasca R, da Costa Leite I, Brasil P, et al. (2020) O papel da atenção primária na rede de atenção à saúde no Brasil: Limites e possibilidades no enfrentamento da COVID-19. *Cad Saúde Pública* 36: e00104120.
45. Norman AH (2021) Qualitative research in family and community medicine: The importance of generalist gaze. *Rev Bras Med Fam Comunidade* 16: 2659.
46. (2020) Ministry of health reinforces care for the elderly during the pandemic. Health Agency.